

2022 LATIMER COUNTY ASSESSOR'S OFFICE REPORT TO THE EXCISE BOARD

07/26/2022

City/Village

| DISTRICT | DESCRIPTION | PERSONAL PROPERTY | REAL PROPERTY | PUBLIC SERVICE | TOTAL VALUATION | HOMESTEAD EXEMPTIONS | OTHER EXEMPTIONS | NET VALUATION |
|-------------------------------------|----------------|-------------------|------------------|------------------|-------------------|----------------------|------------------|-------------------|
| T01 | WILBURTON CITY | 3,174,558 | 8,086,083 | 1,513,859 | 12,774,500 | 299,631 | 97,860 | 12,377,009 |
| T02 | RED OAK CITY | 146,551 | 1,559,181 | 1,612,590 | 3,318,322 | 98,399 | 30,661 | 3,189,262 |
| CITY/VILLAGE TOTAL VALUATION | | 3,321,109 | 9,645,264 | 3,126,449 | 16,092,822 | 398,030 | 128,521 | 15,566,271 |

County

| DISTRICT | DESCRIPTION | PERSONAL PROPERTY | REAL PROPERTY | PUBLIC SERVICE | TOTAL VALUATION | HOMESTEAD EXEMPTIONS | OTHER EXEMPTIONS | NET VALUATION |
|-------------------------------|------------------------|-------------------|-------------------|-------------------|-------------------|----------------------|------------------|-------------------|
| C001 | Latimer County General | 17,296,130 | 37,525,885 | 20,403,491 | 75,225,506 | 1,928,038 | 881,678 | 72,415,790 |
| COUNTY TOTAL VALUATION | | 17,296,130 | 37,525,885 | 20,403,491 | 75,225,506 | 1,928,038 | 881,678 | 72,415,790 |

School

| DISTRICT | DESCRIPTION | PERSONAL PROPERTY | REAL PROPERTY | PUBLIC SERVICE | TOTAL VALUATION | HOMESTEAD EXEMPTIONS | OTHER EXEMPTIONS | NET VALUATION |
|-------------------------------|-----------------|-------------------|-------------------|-------------------|-------------------|----------------------|------------------|-------------------|
| C-4 PANO | C-4 PANOLA | 3,604,852 | 4,904,821 | 1,885,177 | 10,394,850 | 278,107 | 111,176 | 10,005,567 |
| I-1 WILB | I-1 WILBURTON | 7,451,876 | 16,586,113 | 7,561,023 | 31,599,012 | 824,919 | 313,614 | 30,460,479 |
| I-2 RED | I-2 RED OAK | 3,965,227 | 5,099,791 | 5,922,238 | 14,987,256 | 258,084 | 140,753 | 14,588,419 |
| I-3 BUFF | I-3 BUFFALO VAL | 1,205,582 | 5,967,805 | 2,558,744 | 9,732,131 | 300,237 | 190,852 | 9,241,042 |
| J-16 LEF | J-16 LEFLORE | 340,070 | 1,678,537 | 343,849 | 2,362,456 | 97,376 | 24,369 | 2,240,711 |
| J-39 FAN | J-39 FANSHAWE | 22,266 | 182,668 | 369,305 | 574,239 | 16,000 | 0 | 558,239 |
| J-52 TAL | J-52 TALIHINA | 111,798 | 664,467 | 384,257 | 1,160,522 | 25,000 | 6,399 | 1,129,123 |
| JD-2 ALB | JD-2 ALBION | 9,600 | 291,838 | 74,768 | 376,206 | 8,000 | 0 | 368,206 |
| JD-4 PUS | JD-4 TUSKAHOMA | 3,435 | 128,659 | 68 | 132,162 | 3,000 | 0 | 129,162 |
| JHL-1 HA | JHL-1 HARTSHORN | 489,223 | 1,972,137 | 1,304,062 | 3,765,422 | 117,315 | 94,515 | 3,553,592 |
| JL-28 CR | JL-28 CROWDER | 92,201 | 49,049 | 0 | 141,250 | 0 | 0 | 141,250 |
| SCHOOL TOTAL VALUATION | | 17,296,130 | 37,525,885 | 20,403,491 | 75,225,506 | 1,928,038 | 881,678 | 72,415,790 |

Vo-Tech

| DISTRICT | DESCRIPTION | PERSONAL PROPERTY | REAL PROPERTY | PUBLIC SERVICE | TOTAL VALUATION | HOMESTEAD EXEMPTIONS | OTHER EXEMPTIONS | NET VALUATION |
|--------------------------------|-----------------|-------------------|-------------------|-------------------|-------------------|----------------------|------------------|-------------------|
| KIA #7 V | VoTech KIA #7 V | 17,296,130 | 37,525,885 | 20,403,491 | 75,225,506 | 1,928,038 | 881,678 | 72,415,790 |
| VO-TECH TOTAL VALUATION | | 17,296,130 | 37,525,885 | 20,403,491 | 75,225,506 | 1,928,038 | 881,678 | 72,415,790 |

RECEIVED JUL 26 2022


2022 LATIMER COUNTY ASSESSOR'S OFFICE REPORT TO THE EXCISE BOARD

I, Chris Church, Assessor of Latimer County Oklahoma, do hereby certify that the foregoing is a true and correct statement of valuations for Real Estate, Personal Property, Public Service and Homestead Exemptions as certified by the State Board of Equalization and shown by the records in the County Assessor's office. Subscribed by my name and affixed the seal of the County Assessors office on this day of 07/26/2022.

State of Oklahoma)
) SS
Latimer County)

Chris Church

Chris Church
County Assessor
Latimer County



I, County Clerk of Latimer County Oklahoma, do hereby certify that the above is a true, correct and complete list of the valuations of Latimer County Oklahoma as certified by the Latimer County Assessor's office.

Shirley Eason

County Clerk
Latimer County



Excise Board:

Bobby Bygum

Victor Bullard

Byron Beluemen

07/27/2022
Date

| Real | Count | Value |
|-------------------------|--------------|------------------|
| Agricultural | 1 | 87 |
| Commercial | 186 | 3,787,909 |
| Residential | 1,038 | 4,298,087 |
| Total Real Value | 1,225 | 8,086,083 |
| Homestead | 273 | 299,631 |
| Veteran | 12 | 97,860 |
| Other | 0 | 0 |
| Total Exempt | 315 | 397,491 |

TIF Increment Value
Net Assessed 7,688,592

Net Assessed Under Protest
 Senior Freeze 39 30,904
 Capped Parcels 437 2,690,305

Personal
 Agricultural 9 4,420
 Commercial 194 4,910,522
 Mobile Home 63 60,010
Total Personal 266 4,974,952
Total Exempt 1 1,800,394


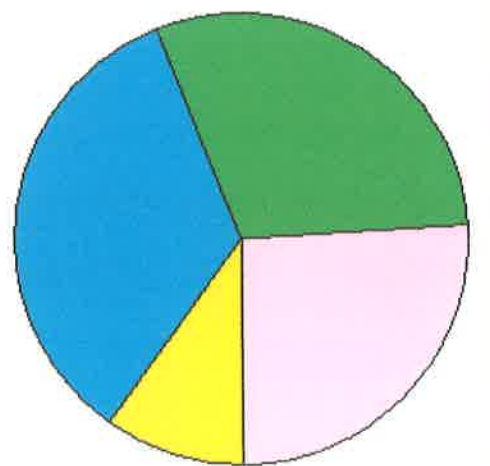
TIF Increment Value
Net Assessed 3,174,558

Net Assessed Under Protest
Public Service
Total PS Value Count 20 Value 1,513,859
TIF Increment Value
Net Assessed 1,513,859

District Totals
Total Gross Value 14,574,894
 Homestead Loss 299,631
 Other Exemption Loss 1,898,254

TIF Increment Value
Retained TIF Value
Net Assessed Value 12,377,009


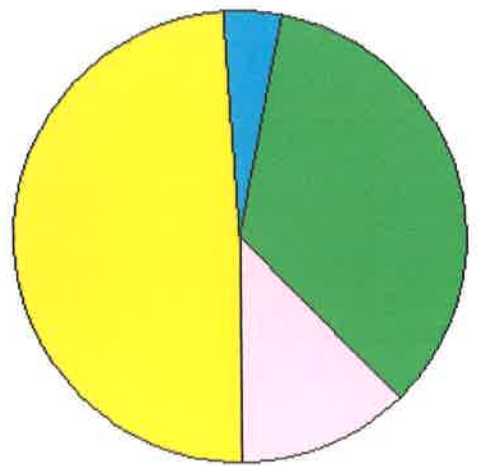
Net Assessed Under Protest
 * Public Service Protests Values are not included on this report.



| Real | Count | Value |
|-----------------------------------|------------|------------------|
| Agricultural | 11 | 19,137 |
| Commercial | 42 | 409,590 |
| Residential | 309 | 1,130,454 |
| Total Real Value | 362 | 1,559,181 |
| Homestead | 88 | 98,399 |
| Veteran | 6 | 30,661 |
| Other | 0 | 0 |
| Total Exempt | 105 | 129,060 |
| TIF Increment Value | | |
| Net Assessed | | 1,430,121 |
| Net Assessed Under Protest | | |
| Senior Freeze | 14 | 39,997 |
| Capped Parcels | 159 | 299,997 |

| Personal | Count | Value |
|-----------------------------------|--------------|------------------|
| Agricultural | 7 | 3,659 |
| Commercial | 32 | 111,123 |
| Mobile Home | 21 | 31,769 |
| Total Personal | 60 | 146,551 |
| Total Exempt | 0 | 0 |
| TIF Increment Value | | |
| Net Assessed | | 146,551 |
| Net Assessed Under Protest | | |
| Public Service | Count | Value |
| Total PS Value | 10 | 1,612,590 |
| TIF Increment Value | | |
| Net Assessed | | 1,612,590 |

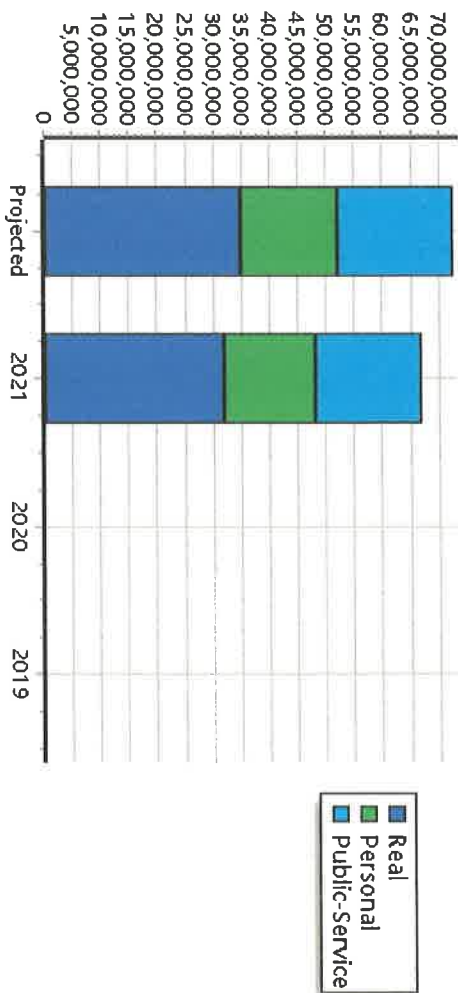
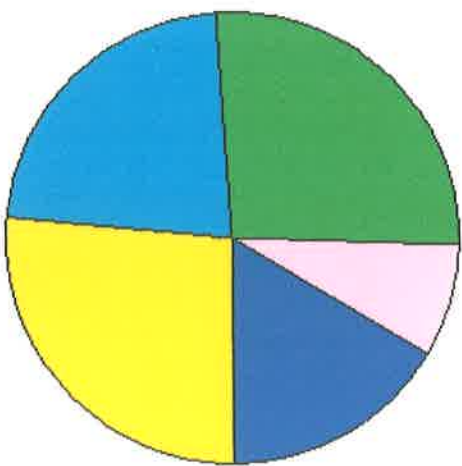
| District Totals | Count | Value |
|----------------------------|-------|------------------|
| Total Gross Value | | 3,318,322 |
| Homestead Loss | | 98,399 |
| Other Exemption Loss | | 30,661 |
| TIF Increment Value | | |
| Retained TIF Value | | |
| Net Assessed Value | | 3,189,262 |



* Public Service Protests Values are not included on this report.

| Real | Count | Value |
|-----------------------------------|---------------|-------------------|
| Agricultural | 4,877 | 11,838,647 |
| Commercial | 344 | 5,675,561 |
| Residential | 6,004 | 20,001,320 |
| Total Real Value | 11,225 | 37,525,885 |
| Homestead | 1,815 | 1,928,038 |
| Veteran | 112 | 881,678 |
| Other | 0 | 0 |
| Total Exempt | 2,057 | 2,809,716 |
| TIF Increment Value | | |
| Net Assessed | | 34,716,169 |
| Net Assessed Under Protest | | |
| Senior Freeze | 204 | 432,441 |
| Capped Parcels | 3,668 | 7,543,819 |
| Personal | Count | Value |
| Agricultural | 527 | 766,119 |
| Commercial | 510 | 17,575,237 |
| Mobile Home | 502 | 757,331 |
| Total Personal | 1,539 | 19,098,687 |
| Total Exempt | 3 | 1,802,557 |
| TIF Increment Value | | |
| Net Assessed | | 17,296,130 |
| Net Assessed Under Protest | | |
| Public Service | Count | Value |
| Total PS Value | 119 | 20,403,491 |
| TIF Increment Value | | |
| Net Assessed | | 20,403,491 |

| District Totals | |
|----------------------------|-------------------|
| Total Gross Value | 77,017,706 |
| Homestead Loss | 1,928,038 |
| Other Exemption Loss | 2,684,235 |
| TIF Increment Value | |
| Retained TIF Value | |
| Net Assessed Value | 72,415,790 |



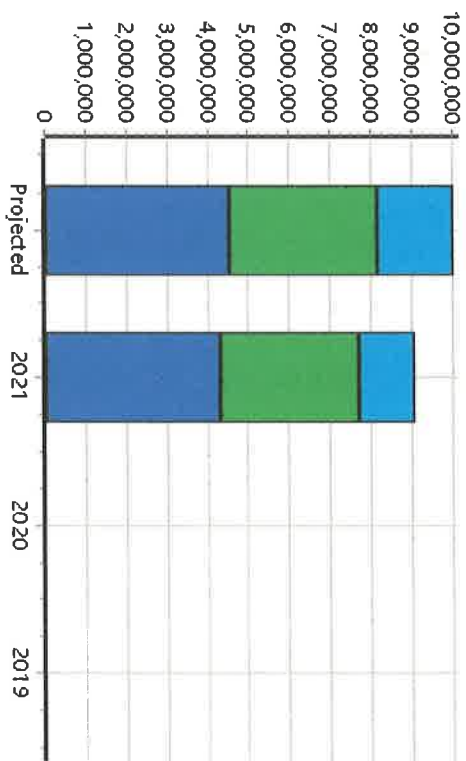
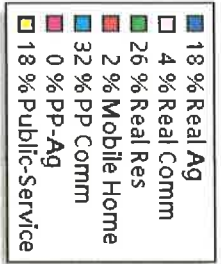
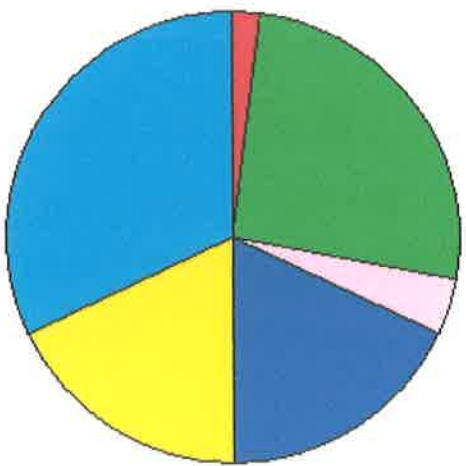
Net Assessed Under Protest
 * Public Service Protests Values are not included on this report.

| Real | Count | Value |
|-----------------------------------|--------------|------------------|
| Agricultural | 874 | 1,950,256 |
| Commercial | 36 | 327,059 |
| Residential | 1,121 | 2,627,506 |
| Total Real Value | 2,031 | 4,904,821 |
| Homestead | 262 | 278,107 |
| Veteran | 11 | 111,176 |
| Other | 0 | 0 |
| Total Exempt | 291 | 389,283 |
| TIF Increment Value | | |
| Net Assessed | | 4,515,538 |
| Net Assessed Under Protest | | |
| Senior Freeze | 32 | 59,393 |
| Capped Parcels | 523 | 666,766 |
| Personal | Count | Value |
| Agricultural | 84 | 95,099 |
| Commercial | 46 | 3,384,773 |
| Mobile Home | 94 | 126,042 |
| Total Personal | 224 | 3,605,914 |
| Total Exempt | 1 | 1,062 |
| TIF Increment Value | | |
| Net Assessed | | 3,604,852 |
| Net Assessed Under Protest | | |
| Public Service | Count | Value |
| Total PS Value | 13 | 1,885,177 |
| TIF Increment Value | | |
| Net Assessed | | 1,885,177 |

| District Totals | | |
|----------------------------|--|-------------------|
| Total Gross Value | | 10,395,912 |
| Homestead Loss | | 278,107 |
| Other Exemption Loss | | 112,238 |
| TIF Increment Value | | |
| Retained TIF Value | | |
| Net Assessed Value | | 10,005,567 |

Net Assessed Under Protest

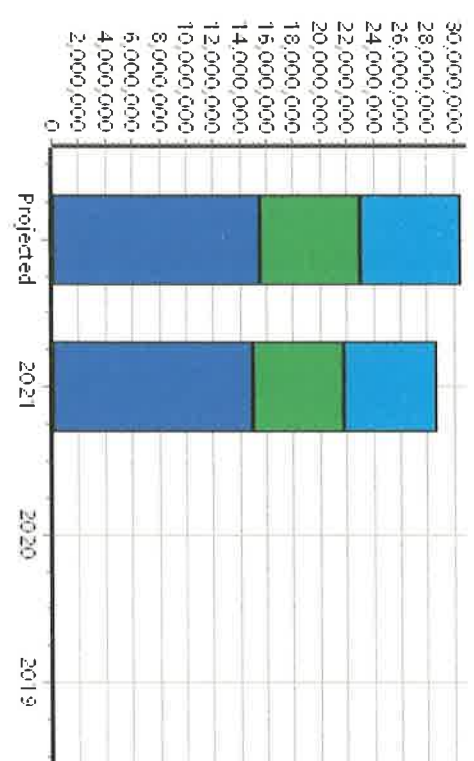
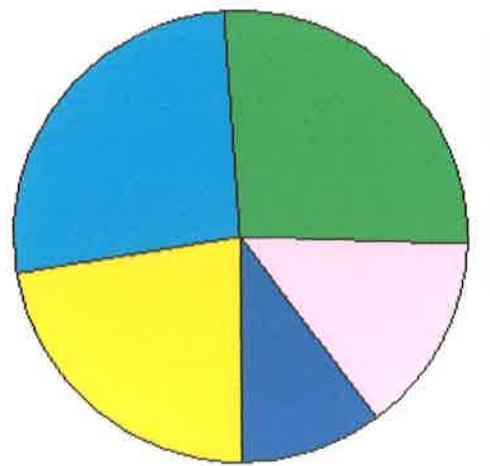
* Public Service Protests Values are not included on this report.



| Real | Count | Value |
|-----------------------------------|--------------|-------------------|
| Agricultural | 998 | 3,321,730 |
| Commercial | 231 | 4,519,018 |
| Residential | 2,103 | 8,745,365 |
| Total Real Value | 3,332 | 16,586,113 |
| Homestead | 775 | 824,919 |
| Veteran | 43 | 313,614 |
| Other | 0 | 0 |
| Total Exempt | 875 | 1,138,533 |
| TIF Increment Value | | |
| Net Assessed | | 15,447,580 |
| Net Assessed Under Protest | | |
| Senior Freeze | 86 | 146,894 |
| Capped Parcels | 1,206 | 3,899,704 |
| Personal | Count | Value |
| Agricultural | 179 | 253,140 |
| Commercial | 270 | 8,735,276 |
| Mobile Home | 206 | 263,854 |
| Total Personal | 655 | 9,252,270 |
| Total Exempt | 1 | 1,800,394 |
| TIF Increment Value | | |
| Net Assessed | | 7,451,876 |
| Net Assessed Under Protest | | |
| Public Service | Count | Value |
| Total PS Value | 36 | 7,561,023 |
| TIF Increment Value | | |
| Net Assessed | | 7,561,023 |

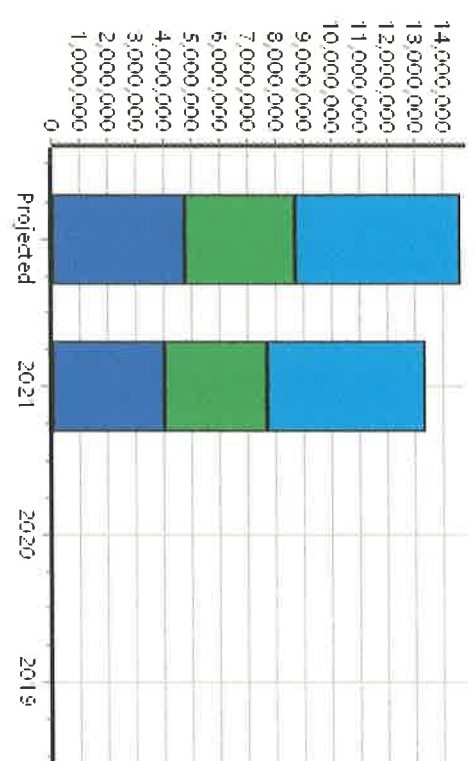
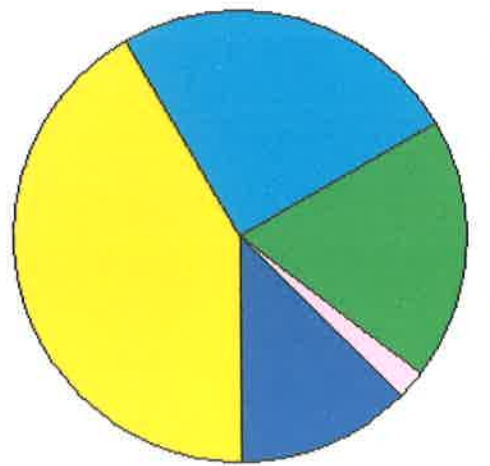
| District Totals | | |
|----------------------------|--|-------------------|
| Total Gross Value | | 33,399,406 |
| Homestead Loss | | 824,919 |
| Other Exemption Loss | | 2,114,008 |
| TIF Increment Value | | |
| Retained TIF Value | | |
| Net Assessed Value | | 30,460,479 |

Net Assessed Under Protest
 * Public Service Protests Values are not included on this report.



| Real | Count | Value |
|-----------------------------------|--------------|------------------|
| Agricultural | 907 | 1,849,380 |
| Commercial | 51 | 419,556 |
| Residential | 905 | 2,830,855 |
| Total Real Value | 1,863 | 5,099,791 |
| Homestead | 243 | 258,084 |
| Veteran | 16 | 140,753 |
| Other | 0 | 0 |
| Total Exempt | 275 | 398,837 |
| TIF Increment Value | | |
| Net Assessed | | 4,700,954 |
| Net Assessed Under Protest | | |
| Senior Freeze | 26 | 90,661 |
| Capped Parcels | 705 | 1,220,098 |
| Personal | Count | Value |
| Agricultural | 75 | 117,756 |
| Commercial | 80 | 3,705,129 |
| Mobile Home | 67 | 142,342 |
| Total Personal | 222 | 3,965,227 |
| Total Exempt | 0 | 0 |
| TIF Increment Value | | |
| Net Assessed | | 3,965,227 |
| Net Assessed Under Protest | | |
| Public Service | Count | Value |
| Total PS Value | 25 | 5,922,238 |
| TIF Increment Value | | |
| Net Assessed | | 5,922,238 |


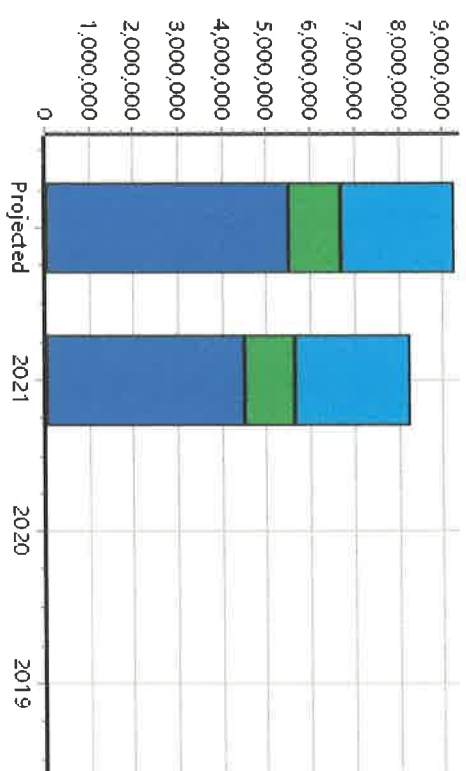
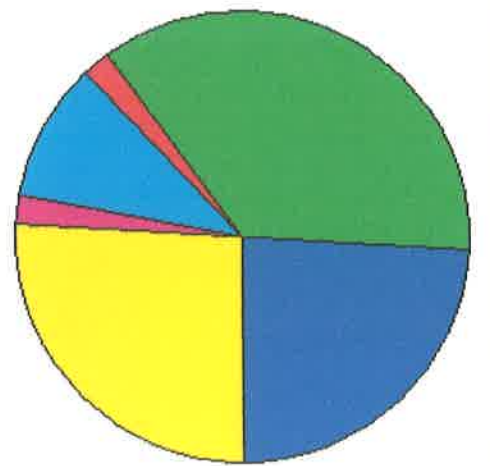
| District Totals | | |
|---|--|-------------------|
| Total Gross Value | | 14,987,256 |
| Homestead Loss | | 258,084 |
| Other Exemption Loss | | 140,753 |
| TIF Increment Value | | |
| Retained TIF Value | | |
| Net Assessed Value | | 14,588,419 |
| Net Assessed Under Protest | | |
| * Public Service Protests Values are not included on this report. | | |



| Real | Count | Value |
|-----------------------------------|--------------|------------------|
| Agricultural | 1,129 | 2,368,702 |
| Commercial | 17 | 66,176 |
| Residential | 944 | 3,522,570 |
| Total Real Value | 2,090 | 5,967,805 |
| Homestead | 283 | 300,237 |
| Veteran | 24 | 190,852 |
| Other | 0 | 0 |
| Total Exempt | 330 | 491,089 |
| TIF Increment Value | | |
| Net Assessed | | 5,476,716 |
| Net Assessed Under Protest | | |
| Senior Freeze | 36 | 48,734 |
| Capped Parcels | 610 | 941,482 |
| Personal | Count | Value |
| Agricultural | 105 | 180,092 |
| Commercial | 36 | 892,920 |
| Mobile Home | 77 | 132,570 |
| Total Personal | 218 | 1,205,582 |
| Total Exempt | 0 | 0 |
| TIF Increment Value | | |
| Net Assessed | | 1,205,582 |
| Net Assessed Under Protest | | |
| Public Service | Count | Value |
| Total PS Value | 10 | 2,558,744 |
| TIF Increment Value | | |
| Net Assessed | | 2,558,744 |

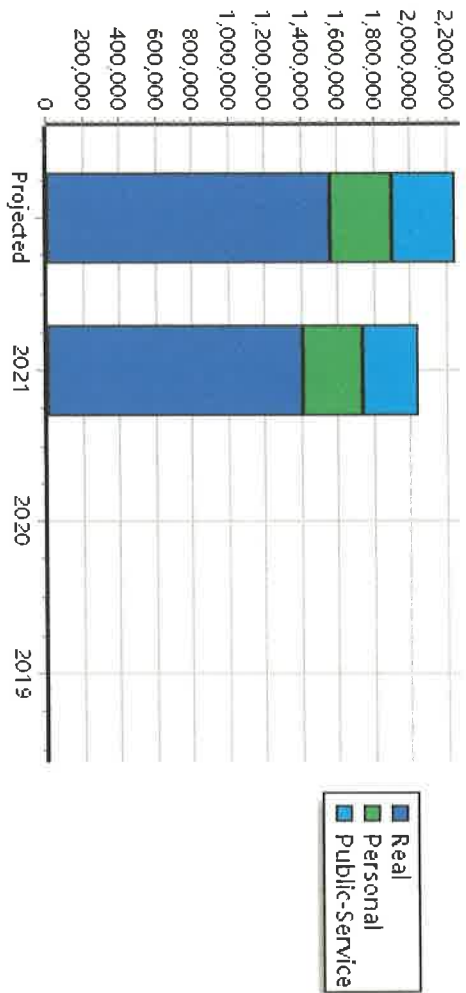
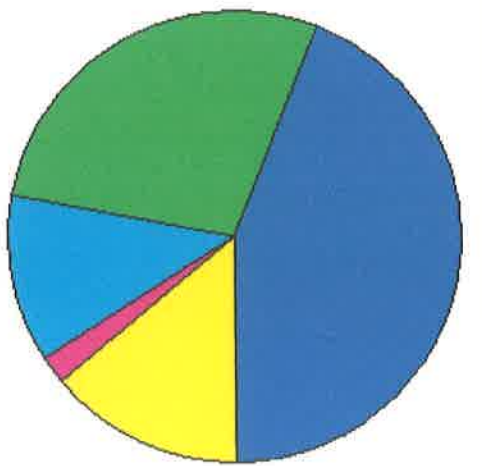
| District Totals | |
|----------------------------|------------------|
| Total Gross Value | 9,721,774 |
| Homestead Loss | 300,237 |
| Other Exemption Loss | 190,852 |
| TIF Increment Value | |
| Retained TIF Value | |
| Net Assessed Value | 9,241,042 |

Net Assessed Under Protest
 * Public Service Protests Values are not included on this report.



| Real | Count | Value |
|-----------------------------------|--------------|------------------|
| Agricultural | 437 | 1,018,466 |
| Commercial | 1 | 587 |
| Residential | 388 | 659,484 |
| Total Real Value | 826 | 1,678,537 |
| Homestead | 91 | 97,376 |
| Veteran | 4 | 24,369 |
| Other | 0 | 0 |
| Total Exempt | 102 | 121,745 |
| TIF Increment Value | | |
| Net Assessed | | 1,556,792 |
| Net Assessed Under Protest | | |
| Senior Freeze | 12 | 42,167 |
| Capped Parcels | 285 | 426,662 |
| Personal | Count | Value |
| Agricultural | 41 | 25,049 |
| Commercial | 14 | 291,431 |
| Mobile Home | 21 | 23,590 |
| Total Personal | 76 | 340,070 |
| Total Exempt | 0 | 0 |
| TIF Increment Value | | |
| Net Assessed | | 340,070 |
| Net Assessed Under Protest | | |
| Public Service | Count | Value |
| Total PS Value | 5 | 343,849 |
| TIF Increment Value | | |
| Net Assessed | | 343,849 |

| District Totals | |
|----------------------------|------------------|
| Total Gross Value | 2,362,456 |
| Homestead Loss | 97,376 |
| Other Exemption Loss | 24,369 |
| TIF Increment Value | |
| Retained TIF Value | |
| Net Assessed Value | 2,240,711 |



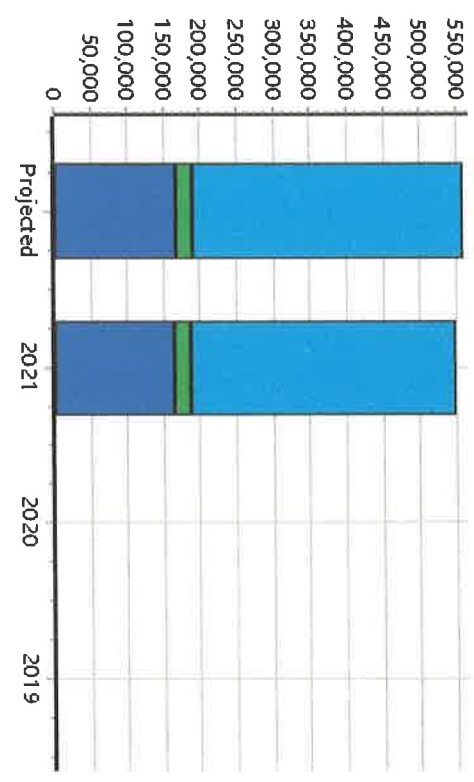
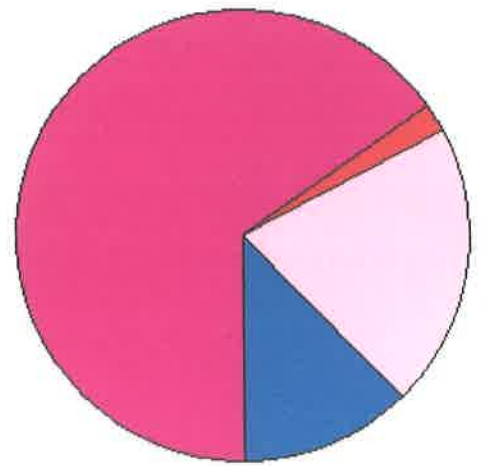
Net Assessed Under Protest
 * Public Service Protests Values are not included on this report.

| Real | Count | Value |
|-----------------------------------|--------------|----------------|
| Agricultural | 33 | 69,034 |
| Commercial | 0 | 0 |
| Residential | 28 | 113,634 |
| Total Real Value | 61 | 182,668 |
| Homestead | 15 | 16,000 |
| Veteran | 0 | 0 |
| Other | 0 | 0 |
| Total Exempt | 16 | 16,000 |
| TIF Increment Value | | |
| Net Assessed | | 166,668 |
| Net Assessed Under Protest | | |
| Senior Freeze | 1 | 2,392 |
| Capped Parcels | 23 | 46,384 |
| Personal | Count | Value |
| Agricultural | 3 | 1,984 |
| Commercial | 4 | 14,991 |
| Mobile Home | 2 | 5,291 |
| Total Personal | 9 | 22,266 |
| Total Exempt | 0 | 0 |
| TIF Increment Value | | |
| Net Assessed | | 22,266 |
| Net Assessed Under Protest | | |
| Public Service | Count | Value |
| Total PS Value | 3 | 369,305 |
| TIF Increment Value | | |
| Net Assessed | | 369,305 |

| District Totals | |
|----------------------------|----------------|
| Total Gross Value | 574,239 |
| Homestead Loss | 16,000 |
| Other Exemption Loss | 0 |
| TIF Increment Value | |
| Retained TIF Value | |
| Net Assessed Value | 558,239 |

Net Assessed Under Protest

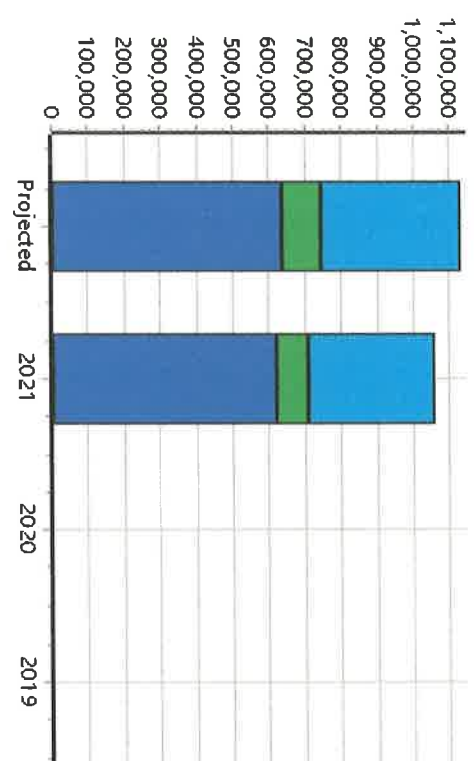
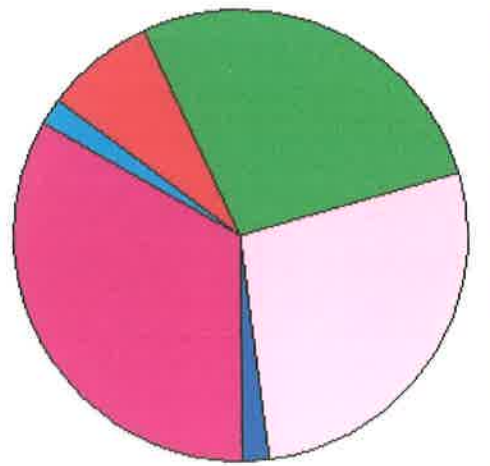
* Public Service Protests Values are not included on this report.



| Real | Count | Value |
|-----------------------------------|-----------|----------------|
| Agricultural | 11 | 18,326 |
| Commercial | 5 | 319,164 |
| Residential | 67 | 326,977 |
| Total Real Value | 83 | 664,467 |
| Homestead | 24 | 25,000 |
| Veteran | 1 | 6,399 |
| Other | 0 | 0 |
| Total Exempt | 26 | 31,399 |
| TIF Increment Value | | |
| Net Assessed | | 633,068 |
| Net Assessed Under Protest | | |
| Senior Freeze | 2 | 4,302 |
| Capped Parcels | 31 | 33,623 |

| Personal | Count | Value |
|-----------------------------------|-----------|----------------|
| Agricultural | 4 | 28,049 |
| Commercial | 30 | 83,749 |
| Mobile Home | 0 | 0 |
| Total Personal | 34 | 111,798 |
| Total Exempt | 0 | 0 |
| TIF Increment Value | | |
| Net Assessed | | 111,798 |
| Net Assessed Under Protest | | |
| Public Service | 10 | 384,257 |
| Total PS Value | 10 | 384,257 |
| TIF Increment Value | | |
| Net Assessed | | 384,257 |

| District Totals | |
|----------------------------|------------------|
| Total Gross Value | 1,160,522 |
| Homestead Loss | 25,000 |
| Other Exemption Loss | 6,399 |
| TIF Increment Value | |
| Retained TIF Value | |
| Net Assessed Value | 1,129,123 |



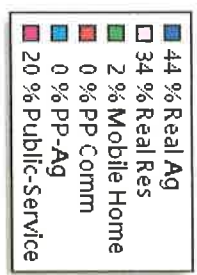
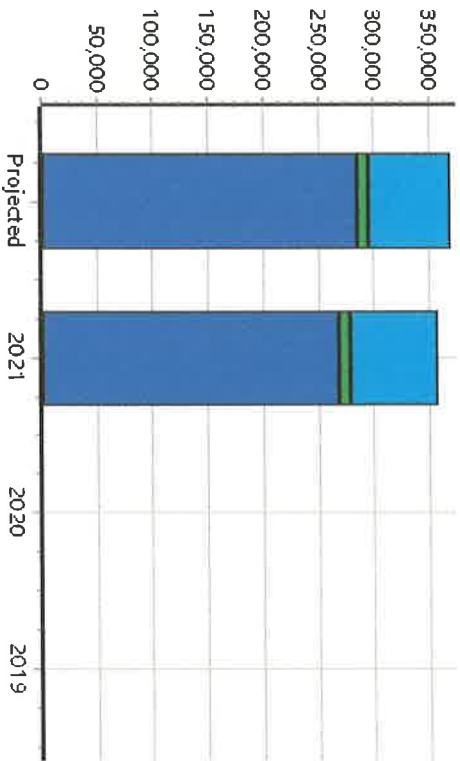
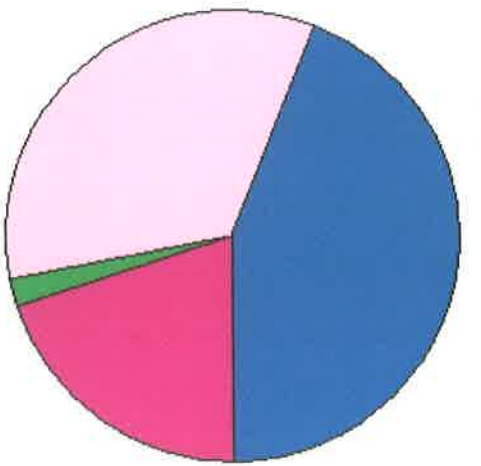
Net Assessed Under Protest
 * Public Service Protests Values are not included on this report.

| Real | Count | Value |
|-----------------------------------|--------------|----------------|
| Agricultural | 62 | 162,735 |
| Commercial | 0 | 0 |
| Residential | 46 | 129,103 |
| Total Real Value | 108 | 291,838 |
| Homestead | 7 | 8,000 |
| Veteran | 0 | 0 |
| Other | 0 | 0 |
| Total Exempt | 8 | 8,000 |
| TIF Increment Value | | |
| Net Assessed | | 283,838 |
| Net Assessed Under Protest | | |
| Senior Freeze | 1 | 728 |
| Capped Parcels | 18 | 34,457 |
| Personal | Count | Value |
| Agricultural | 3 | 3,149 |
| Commercial | 1 | 1,475 |
| Mobile Home | 2 | 4,976 |
| Total Personal | 6 | 9,600 |
| Total Exempt | 0 | 0 |
| TIF Increment Value | | |
| Net Assessed | | 9,600 |
| Net Assessed Under Protest | | |
| Public Service | Count | Value |
| Total PS Value | 4 | 74,768 |
| TIF Increment Value | | |
| Net Assessed | | 74,768 |

| District Totals | |
|----------------------------|----------------|
| Total Gross Value | 376,206 |
| Homestead Loss | 8,000 |
| Other Exemption Loss | 0 |
| TIF Increment Value | |
| Retained TIF Value | |
| Net Assessed Value | 368,206 |

Net Assessed Under Protest


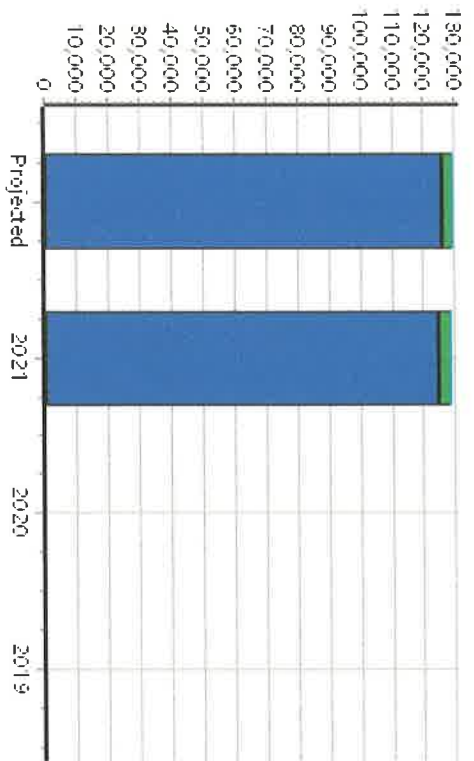
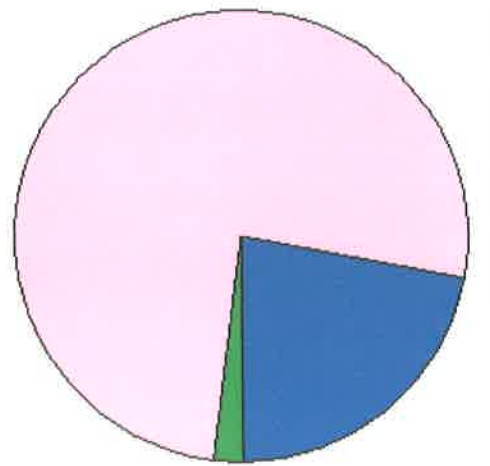
* Public Service Protests Values are not included on this report.



| Real | Count | Value |
|-----------------------------------|-----------|----------------|
| Agricultural | 52 | 28,474 |
| Commercial | 0 | 0 |
| Residential | 40 | 100,185 |
| Total Real Value | 92 | 128,659 |
| Homestead | 3 | 3,000 |
| Veteran | 0 | 0 |
| Other | 0 | 0 |
| Total Exempt | 3 | 3,000 |
| TIF Increment Value | | |
| Net Assessed | | 125,659 |
| Net Assessed Under Protest | | |
| Senior Freeze | 1 | 8,289 |
| Capped Parcels | 21 | 17,577 |

| Personal | Count | Value |
|-----------------------------------|--------------|--------------|
| Agricultural | 0 | 0 |
| Commercial | 1 | 16 |
| Mobile Home | 2 | 3,419 |
| Total Personal | 3 | 3,435 |
| Total Exempt | 0 | 0 |
| TIF Increment Value | | |
| Net Assessed | | 3,435 |
| Net Assessed Under Protest | | |
| Public Service | Count | Value |
| Total PS Value | 1 | 68 |
| TIF Increment Value | | |
| Net Assessed | | 68 |

| District Totals | |
|----------------------------|----------------|
| Total Gross Value | 132,162 |
| Homestead Loss | 3,000 |
| Other Exemption Loss | 0 |
| TIF Increment Value | |
| Retained TIF Value | |
| Net Assessed Value | 129,162 |

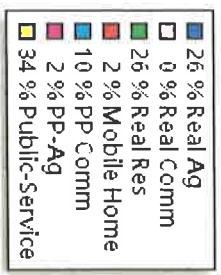
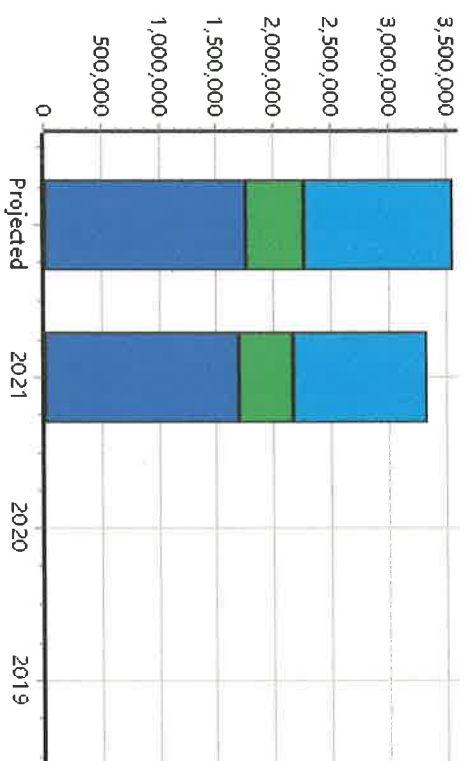
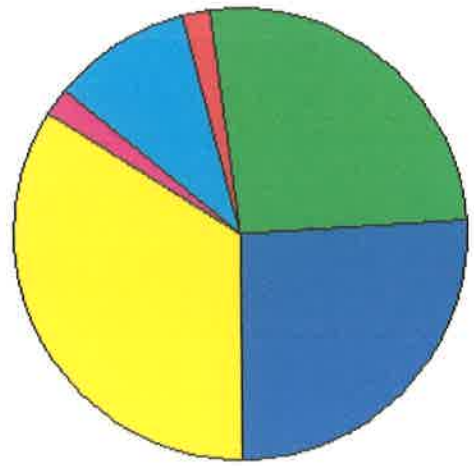


Net Assessed Under Protest
 * Public Service Protests Values are not included on this report.

| Real | Count | Value |
|-----------------------------------|------------|------------------|
| Agricultural | 355 | 1,002,495 |
| Commercial | 3 | 24,001 |
| Residential | 362 | 945,641 |
| Total Real Value | 720 | 1,972,137 |
| Homestead | 112 | 117,315 |
| Veteran | 13 | 94,515 |
| Other | 0 | 0 |
| Total Exempt | 131 | 211,830 |
| TIF Increment Value | | |
| Net Assessed | | 1,760,307 |
| Net Assessed Under Protest | | |
| Senior Freeze | 7 | 28,881 |
| Capped Parcels | 246 | 257,066 |

| Personal | Count | Value |
|-----------------------------------|--------------|------------------|
| Agricultural | 33 | 61,801 |
| Commercial | 23 | 373,276 |
| Mobile Home | 31 | 55,247 |
| Total Personal | 87 | 490,324 |
| Total Exempt | 1 | 1,101 |
| TIF Increment Value | | |
| Net Assessed | | 489,223 |
| Net Assessed Under Protest | | |
| Public Service | Count | Value |
| Total PS Value | 12 | 1,304,062 |
| TIF Increment Value | | |
| Net Assessed | | 1,304,062 |

| District Totals | |
|----------------------------|------------------|
| Total Gross Value | 3,766,523 |
| Homestead Loss | 117,315 |
| Other Exemption Loss | 95,616 |
| TIF Increment Value | |
| Retained TIF Value | |
| Net Assessed Value | 3,553,592 |



Net Assessed Under Protest
 * Public Service Protests Values are not included on this report.



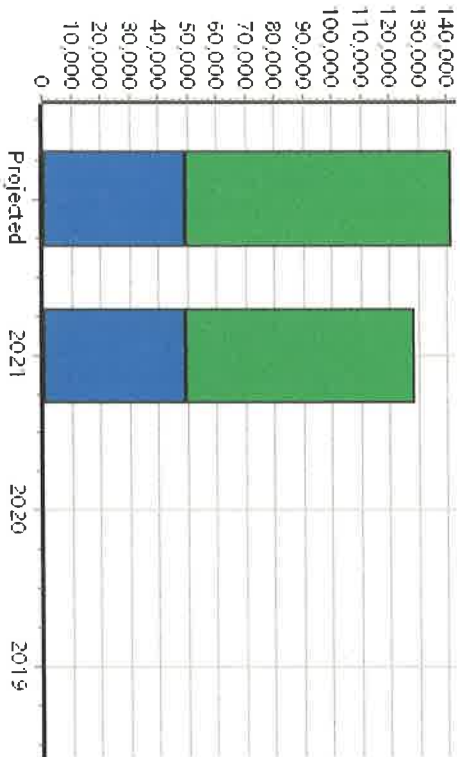
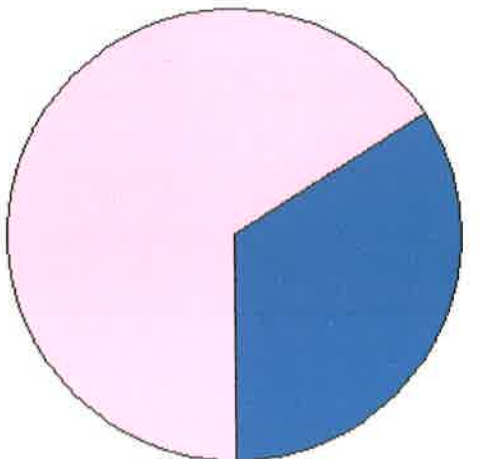
| Real | Count | Value |
|-----------------------------------|-----------|---------------|
| Agricultural | 19 | 49,049 |
| Commercial | 0 | 0 |
| Residential | 0 | 0 |
| Total Real Value | 19 | 49,049 |
| Homestead | 0 | 0 |
| Veteran | 0 | 0 |
| Other | 0 | 0 |
| Total Exempt | 0 | 0 |
| TIF Increment Value | | |
| Net Assessed | | 49,049 |
| Net Assessed Under Protest | | |
| Senior Freeze | 0 | 0 |
| Capped Parcels | 0 | 0 |

| Personal | Count | Value |
|-----------------------------------|----------|---------------|
| Agricultural | 0 | 0 |
| Commercial | 5 | 92,201 |
| Mobile Home | 0 | 0 |
| Total Personal | 5 | 92,201 |
| Total Exempt | 0 | 0 |
| TIF Increment Value | | |
| Net Assessed | | 92,201 |
| Net Assessed Under Protest | | |
| Public Service | Count | Value |
| Total PS Value | 0 | 0 |
| TIF Increment Value | | |
| Net Assessed | | 0 |

| District Totals | Count | Value |
|----------------------------|-------|----------------|
| Total Gross Value | | 141,250 |
| Homestead Loss | | 0 |
| Other Exemption Loss | | 0 |
| TIF Increment Value | | |
| Retained TIF Value | | |
| Net Assessed Value | | 141,250 |

Net Assessed Under Protest

* Public Service Protests Values are not included on this report.



| Real | Count | Value |
|-----------------------------------|---------------|-------------------|
| Agricultural | 4,877 | 11,838,647 |
| Commercial | 344 | 5,675,561 |
| Residential | 6,004 | 20,001,320 |
| Total Real Value | 11,225 | 37,525,885 |
| Homestead | 1,815 | 1,928,038 |
| Veteran | 112 | 881,678 |
| Other | 0 | 0 |
| Total Exempt | 2,057 | 2,809,716 |
| TIF Increment Value | | |
| Net Assessed | | 34,716,169 |
| Net Assessed Under Protest | | |
| Senior Freeze | 204 | 432,441 |
| Capped Parcels | 3,668 | 7,543,819 |
| Personal | Count | Value |
| Agricultural | 527 | 766,119 |
| Commercial | 510 | 17,575,237 |
| Mobile Home | 502 | 757,331 |
| Total Personal | 1,539 | 19,098,687 |
| Total Exempt | 3 | 1,802,557 |
| TIF Increment Value | | |
| Net Assessed | | 17,296,130 |
| Net Assessed Under Protest | | |
| Public Service | Count | Value |
| Total PS Value | 119 | 20,403,491 |
| TIF Increment Value | | |
| Net Assessed | | 20,403,491 |

| District Totals | | |
|----------------------------|--|-------------------|
| Total Gross Value | | 77,017,706 |
| Homestead Loss | | 1,928,038 |
| Other Exemption Loss | | 2,684,235 |
| TIF Increment Value | | |
| Retained TIF Value | | |
| Net Assessed Value | | 72,415,790 |

Net Assessed Under Protest

* Public Service Protests Values are not included on this report.

